
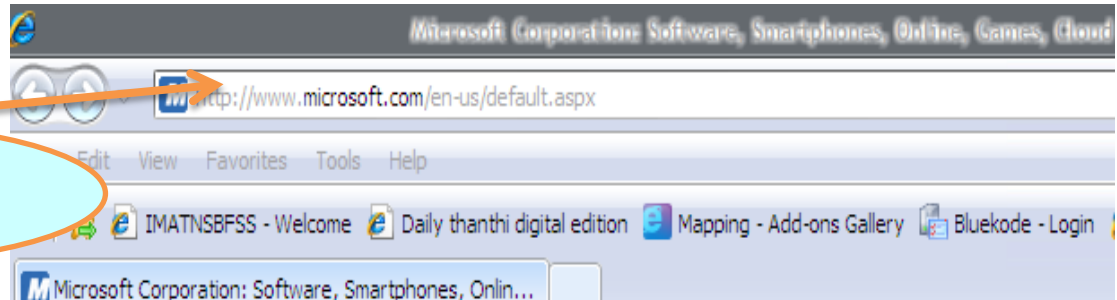


IMATNSBFSS

HOW TO ?. - DOCUMENTATION – MEMBER FIRST TIME LOGIN

ENTER HERE

www.imatnsbfss.com



2. INTERNET EXPLORER WILL GIVE YOU THE FOLLOWING PAGE.

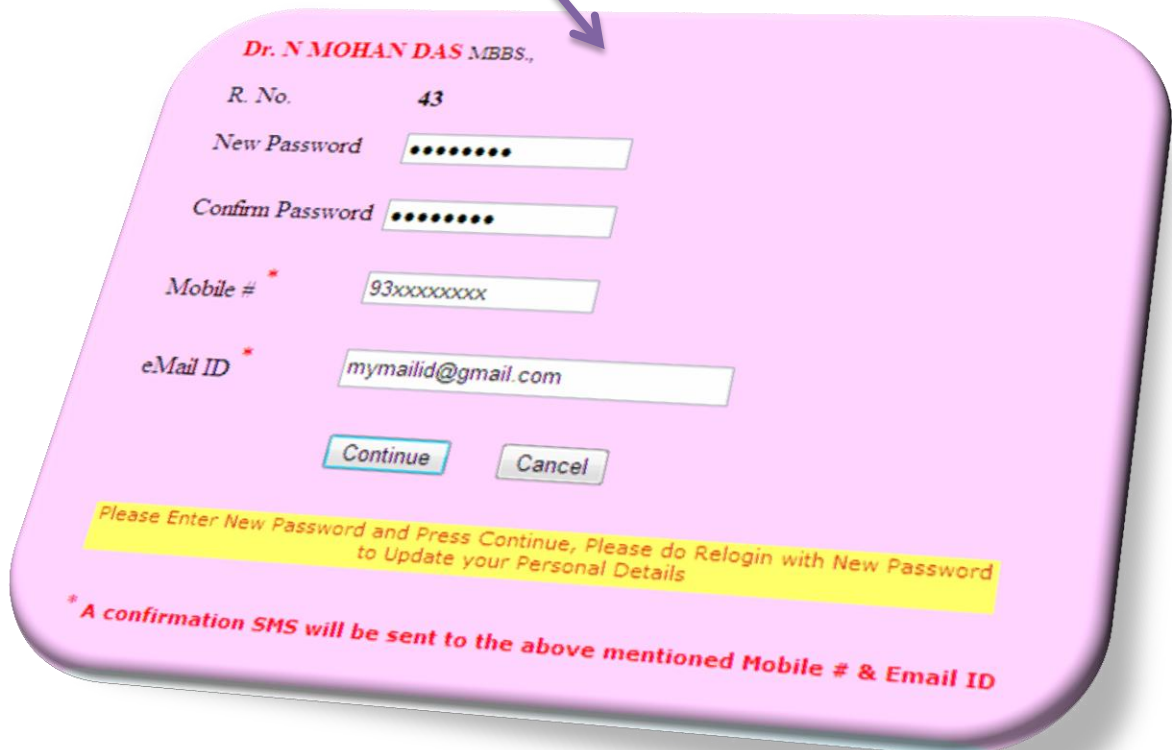


3. NOW ENTER THE LOGIN NAME AND PASSWORD (LOGIN IS YOUR R.NO AND THE FIRST TIME PASSWORD IS user)



4. THEN CLICK ON **Sign In**

5. THE FOLLOWING PAGE WILL BE GET DISPLAYED TO YOU.



6. NOW CHECK YOUR LOGIN R.NO. AND YOUR NAME, THEN ENTER YOUR NEW PASSWORD and RE-ENTER THE SAME PASSWORD UNDER CONFIRM PASSWORD .

7. NOW ENTER YOUR MOBILE NO. AND EMAIL ID, WHICH IS GOING TO BE YOUR AUTHORISED MOBILE NO. TO GET ALL YOUR FUTURE SMS MESSAGES & EMAIL MESSAGES FROM **IMATNSBFSS**.

8. NOW PRESS CONTINUE, YOU WILL BE TAKEN BACK TO THE LOGIN SCREEN FOR LOGIN WITH YOUR NEW PASSWORD. YOU WILL RECIVE A SMS AND EMAIL ON PRESSING CONTINUE.

9. NOW ENTER YOUR LOGIN (YOUR R.NO.) AND THE NEW PASSWORD , WHICH WILL TAKE YOU TO YOUR MEMBER PAGE.



10. THIS ACTION PREVENTS UNAUTHORISED ACCESS OF DATA AND GIVING YOU AN EASY WAY TO CHANGE THE DEFAULT PASSWORD BY AN AUTHORISED PERSON.

11. BRANCH LOGIN IS ALSO AVAILABLE. BRANCH SECRETARIES OR BRANCH AUTHORISED PERSONS CAN OBTAIN THE PASSWORD FROM FSS OFFICE AND THEY CAN LOGIN AS FOLLOWS.

LOGIN : BRANCH NAME

PASSWORD : (GET IT FROM FSS SECRETARY OFFICE)

USING BRANCH LOGIN BRANCH SECRETARIES CAN VIEW THE DETAILS OF THEIR BRANCH MEMBERS.